



JUPITER AVIONICS
C O R P O R A T I O N

JA71-CH1

Cup Holder - Single

Installation Manual



Rev A

Jupiter Avionics Corporation
1959 Kirschner Road
Kelowna BC
Canada V1Y 4N7
Tel: +1 778 478 2232
Toll-Free: 1 855 478 2232
www.jupiteravionics.com

Copyright 2022 Jupiter Avionics Corp.

All rights reserved

Jupiter Avionics Corporation (JAC) permits a single copy of this manual to be printed or downloaded for the express use of an installing agency. Any such electronic or printed copy of this manual must contain the complete text of this copyright notice. Any unauthorized commercial distribution of this manual is strictly prohibited. Except as described above, no part of this manual may be reproduced, copied, transmitted, disseminated, downloaded, or stored in any storage medium for any purpose without the express prior written consent of JAC.

IMPORTANT:

Information in this document is subject to change without notice.
To confirm the current revision status of this manual, visit the JAC website:
www.jupiteravionics.com

[illegible]



Prepared:	Checked:	Approved:
DGB	 JAC 06-02-22 DB	 JAC 06-02-22 KDV



Table of Contents

SECTION 1 - DESCRIPTION	1
1.1 System Overview	1
1.2 Features Overview	1
1.2.1 Product Nomenclature.....	1
1.3 Specifications	1
1.3.1 Mechanical Specifications	1
SECTION 2 – INSTALLATION	2
2.1 Introduction.....	2
2.2 Continued Airworthiness	2
2.3 Unpacking and Inspecting Equipment.....	2
2.3.1 Warranty.....	2
2.4 Installation Procedures.....	2
2.4.1 Installation Limitations	2
2.4.2 Mechanical Installation	2
2.6 Installation Kit	2
2.7 Installation Drawings	2
Appendix A - Installation Drawings	A1
A1 Introduction.....	A1
A2 Installation Drawings	A1

JA71-CH1 Cup Holder - Single

SECTION 1 - DESCRIPTION

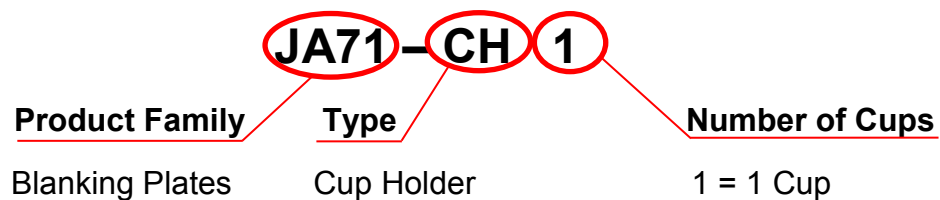
1.1 System Overview

The JA71-CH1 Cup Holder - Single allows the user to store a beverage container during flight in a conveniently located cup holder. Matching the design and colour to existing control heads presents a professional look and feel to the instrument panel.

1.2 Features Overview

The JA71-CH1 is painted with a baked-on flat black urethane finish to resist scratches and nicks.

1.2.1 Product Nomenclature



1.3 Specifications

1.3.1 Mechanical Specifications

Height	3.375 in (85.7 mm) max
Width	5.75 in (146.1 mm) max
Depth	2.95 in (74.9 mm) max
Weight	0.65 lb. (0.30 kg) max
Material	Black urethane
Mounting	4 Dzus fasteners

JA71-CH1 Cup Holder - Single

SECTION 2 – INSTALLATION

2.1 Introduction

This section contains unpacking and inspection procedures, installation information, and post-installation checks.

2.2 Continued Airworthiness

Maintenance of the JA71-CH1 is on condition only. Scheduled inspection and/or periodic maintenance of this unit is not required.

2.3 Unpacking and Inspecting Equipment

Unpack the equipment carefully. Check for shipping damage and report any problems to the relevant carrier. Confirm that the Authorized Release Certificate or Certificate of Conformance is included. Complete the on-line warranty card from the Jupiter Avionics Corporation (JAC) website – www.jupiteravionics.com/warrantyregistration.

2.3.1 Warranty

This product manufactured by JAC is warranted to be free of defects in workmanship or performance for 2 years from the date of installation by an approved JAC dealer or agency. This warranty covers the cost of all materials and labour to repair or replace the unit, but does not include the cost of transporting the defective unit to and from JAC or its designated warranty repair centre, or of removing and replacing the defective unit in the aircraft. This warranty does not cover failures due to abuse, misuse, accident, or unauthorized alteration or repairs.

THIS WARRANTY IS VOID IF THE PRODUCT IS NOT INSTALLED BY AN AUTHORIZED JAC DEALER. If the on-line warranty card is not completed, the product will be warranted from the date of manufacture.

Contact JAC for return authorization, and for any questions regarding this warranty and how it applies to your unit(s). JAC is the final arbiter concerning warranty issues.

2.4 Installation Procedures

2.4.1 Installation Limitations

The JA71-CH1 may be installed only by following the applicable airworthiness requirements.

2.4.2 Mechanical Installation

The JA71-CH1 can be mounted in any attitude and location with adequate space. It requires no direct cooling.

2.6 Installation Kit

N/A

2.7 Installation Drawings

The drawings and documents required for Installation can be found in [Appendix A](#) of this manual.

Installation Manual

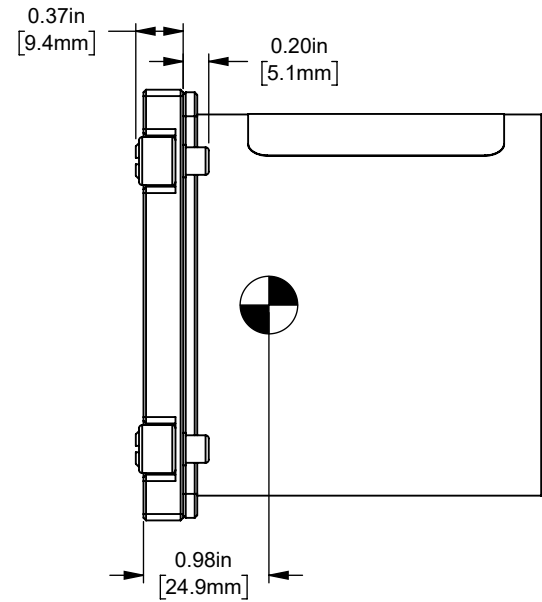
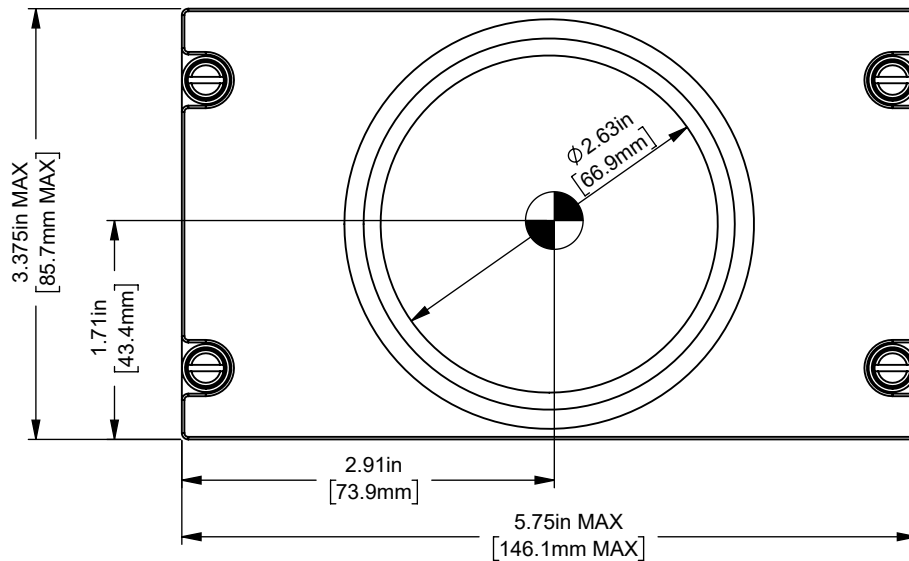
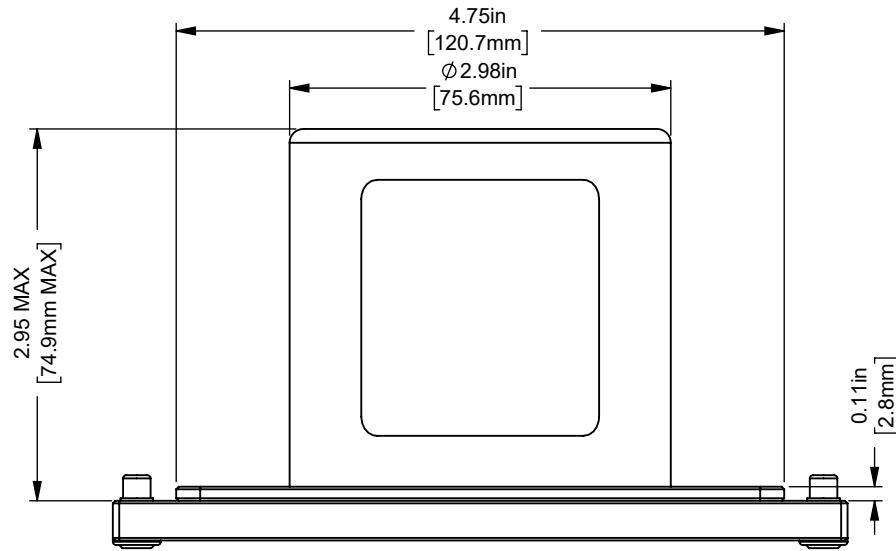
Appendix A - Installation Drawings


A1 Introduction

The drawings necessary for installation and troubleshooting of the JA71-CH1 Cup Holder - Single are in this Appendix, as listed below.

A2 Installation Drawings

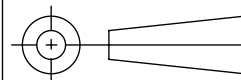
DOCUMENT	Rev
JA71-CH1 Mechanical Installation	A



 CENTER OF GRAVITY
±0.03in [0.8mm]

WEIGHT: 0.65 lbs [0.30 kg] MAX.

UNLESS OTHERWISE SPECIFIED
DIMENSIONS ARE IN INCHES
ANGLES ARE IN DEGREES
TOLERANCES:
1 DEC PLACE: ± 0.1
2 DEC PLACE: ± 0.01
3 DEC PLACE: ± 0.005
ANGLES: ± 0.5 DEG



MATERIAL: N/A

FINISH: N/A

PREPARED

TAT

CHECKED

JAC
05-12-22
SDB

APPROVED

JAC
05-12-22
KDV

CONFIDENTIAL & PROPRIETARY
TO JUPITER AVIONICS CORP.
DRAWING NOT TO SCALE



JUPITER AVIONICS
CORPORATION

TITLE

Cup Holder - Single

NCAGE CODE
L00N3

PART NO.
JA71-CH1

SHEET
1/1

DOC. NO.
JA71-CH1 Mechanical Installation Rev A.SLDDRW